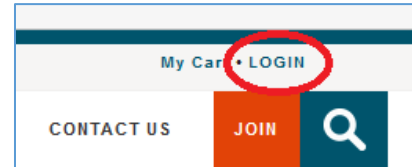


## How to Purchase the Online Recertification:

\*Only available to PACP certified individuals 6 months prior to their expiration date or during their 1 year grace period after their expiration date\*


1. Go to NASSCO.Org and click on the *Login Button* on the top right corner



2. Use your account email & password then click the *Log In Button*

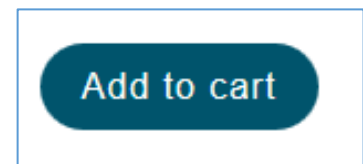


3. It will then send you to your *My NASSCO Page*



4. Click on the *Purchase PACP Online Recertification* link

5. You will be taken to a page that provides a description of the online course. After reviewing the details click on the *Add to cart* button at the bottom of the page

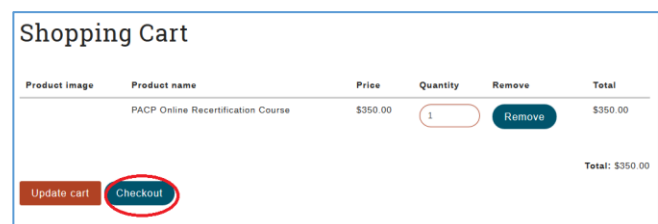


\*The course(s) you gain access to will be determined by your current certification\*

6. This will add the course to your cart, you'll see a green notice. Click on *your cart* link to continue

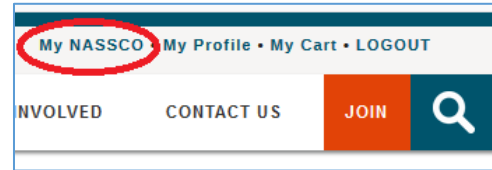


7. Confirm your item has been added to the cart and click on the *Checkout* button

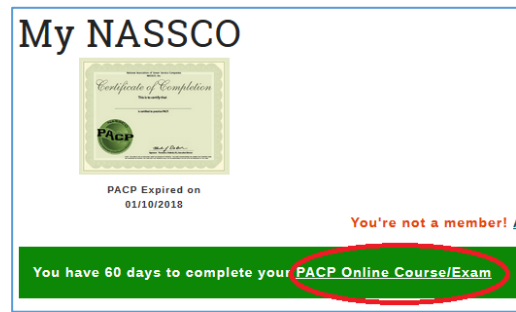


Proceed through the checkout process. Providing all the required information

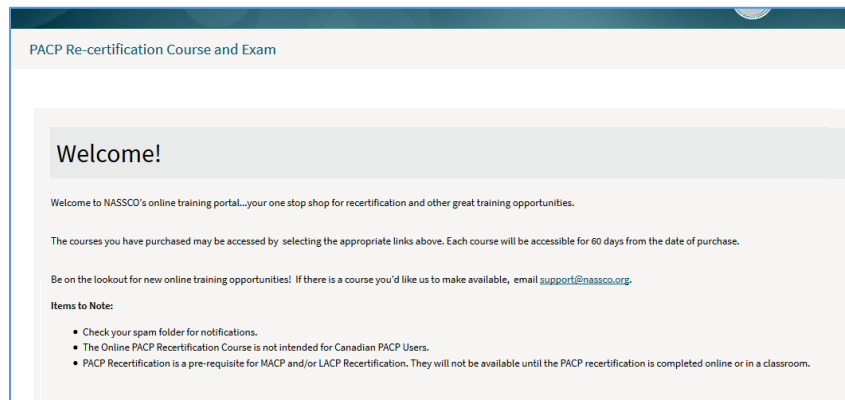
8. Once purchase is complete, click on My NASSCO on the top right



9. Click on *PACP Online Course/Exam* to enter the online training center

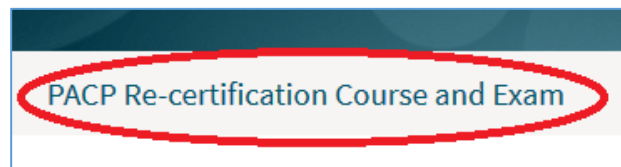


10. You will be taken to the online training Welcome page



11. To begin click on the *PACP Re-certification Course and Exam* link provided above the Welcome page

\*PACP recertification is a pre-requisite for MACP/LACP recertification. If you are eligible they will not be available until the PACP recertification is completed online or in a classroom.



12. Once course(s) and exam(s) are complete return to My NASSCO to download your updated certificate/id card

