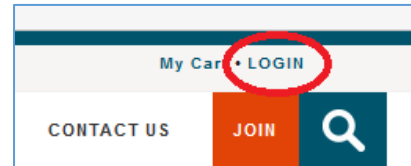




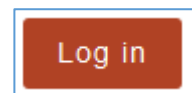
How to Purchase Online Recertification:

Only available to PACP certified individuals 6 months prior to their expiration date


1. Go to NASSCO.Org and click on the *Login Button* on the top right corner



2. Use your account email & password then click the *Log In Button*

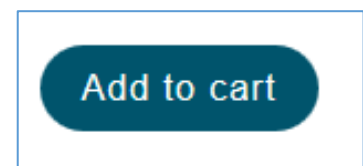


3. It will then send you to your *My NASSCO Page*



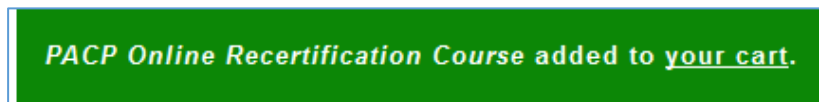
4. Click on the *Purchase PACP Online Recertification* link

5. You will be taken to a page that provides a description of the online course. After reviewing the details click on the *Add to cart* button at the bottom of the page

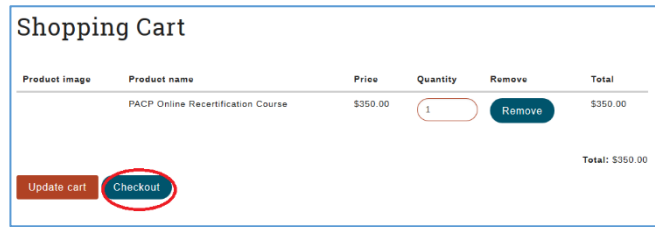


The course(s) you gain access to will be determined by your current certification

6. This will add the course to your cart, you'll see a green notice. Click on *your cart* link to continue

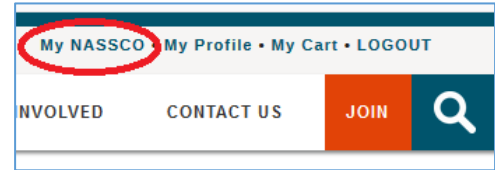


7. Confirm your item has been added to the cart and click on the *Checkout* button




Proceed through the checkout process. Providing all the required information

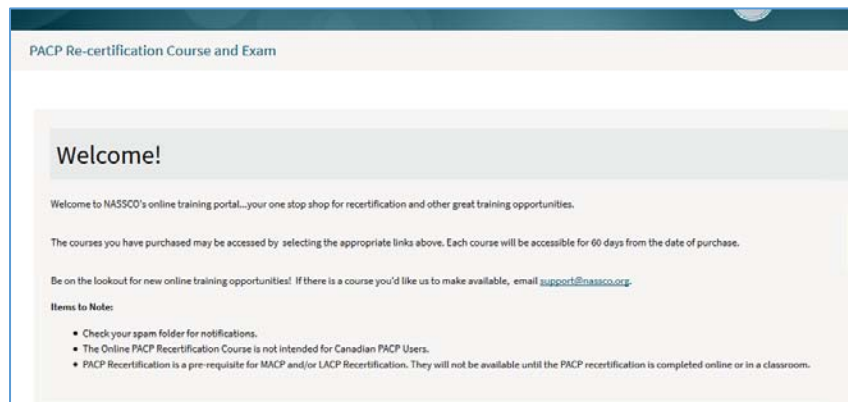
8. Once purchase is complete, click on My NASSCO on the top right



9. Click on *PACP Online Course/Exam* to enter the online training center

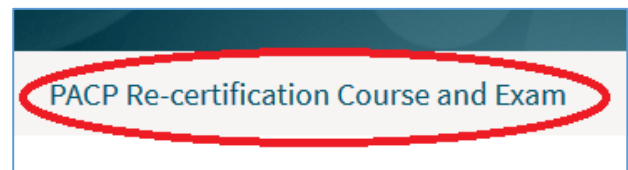


10. You will be taken to the online training Welcome page



11. To begin click on the *PACP Re-certification Course and Exam* link provided above the Welcome page

*PACP recertification is a pre-requisite for MACP/LACP recertification. If you are eligible they will not be available until the PACP recertification is completed online or in a classroom.



12. Once course(s) and exam(s) are complete return to My NASSCO to download your updated certificate/id card

