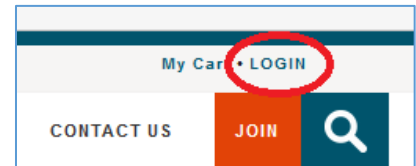


## How to Download Your NASSCO Certificate and ID card

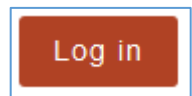
\*Your certificate will not be available for download until you are notified by NASSCO and/or the trainer via email

\*If you did not provide a photo when you first created an account, you will not be able to download an ID card until your photo is added. Email your photo to [info@nassco.org](mailto:info@nassco.org)

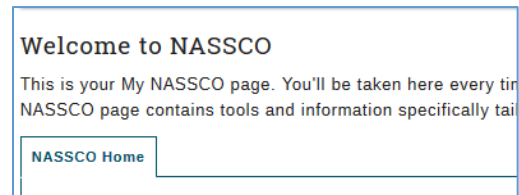
1. Go to NASSCO.Org and click on the *Login Button* on the top right corner



2. Use your account email & password then click the *Log In Button*



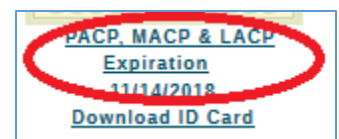
3. It will then send you to your *My NASSCO Page*



4. If your certificate has been issued you will see a thumbnail of it below My NASSCO



5. Click the *Program Type* or *Expiration Date* link below the certificate to automatically download your certificate in pdf format. It can be printed or saved.



6. Click *Download ID Card* will automatically download the ID card in pdf format It may be printed and laminated or saved

